



A **CDSCO** Licensed Industry

 **+91 9398 03 6587**

BHAAVAJ
MEDITECH PVT. LTD.

ABOUT COMPANY

Bhaavaj Meditech is a prominent manufacturer of high-quality hospital furniture and medical beds, strategically located within the prestigious Andhra Pradesh MedTech Zone (**AMTZ**) in Visakhapatnam. Leveraging its position in India's largest medical equipment manufacturing ecosystem, the company is dedicated to producing innovative, ergonomic, and patient-centric solutions. By focusing on superior craftsmanship and reliability, **Bhaavaj Meditech** plays a vital role in enhancing healthcare infrastructure and supporting the well-being of both patients and medical professionals across the nation.

VISION

To redefine the patient recovery environment by creating intelligent, integrated ecosystems that anticipate needs, empower caregivers, champion the dignity and safety of every individual.

MISSION

Our mission is to come up with the design and manufacture of advanced hospital beds and connected solution that seamlessly gather critical data, automate routine tasks, and enhance clinical workflows. By relentlessly focussing on innovation, ergonomics and interoperability, we reduce the physical strain on caregivers and provide the foundation for safer, faster and more personalized patient outcomes. To transform the hospital bed from passive equipment into intelligent data node. our mission is to equip care teams with real-time actionable insights through seamless integration, predictive analytics, and automated safety systems, driving a new standard of efficiency and proactive care in medical technologies.

With a commitment to excellence, Bhaavaj meditech is dedicated to delivering the best possible products and services to our customers. Contact us today to learn more about our products and how we can help meet your surgical equipment needs."



HOME CARE ICU BEDS

BHAAVAJ
meditech



BED POSITION FUNCTION



www.bhaavajmedi.com | [+91 9398 03 6587](https://wa.me/919398036587)



HOME CARE PRODUCTS



TECHNICAL FEATURES:	SIZE
Standard Platform	35"W x 26"L
Standard Mattress	35"W x 72"L x 6"H
Standard Platform	0-75 degree
Standard Actuator	24V DC



THE NEXUS

RECLINER BED FOR ALL HOME BED.

THE NEXUS" Space-Saving Hospital-Grade Home Care Bed: Comfort & Safety on Your Own Wooden Bed"

A revolutionary solution that brings exceptional comfort, safety, and convenience to patients and elderly individuals without sacrificing space or style.

The bed's adjustable head sections allow for personalized positioning, enabling users to find their most comfortable and ergonomic resting positions.

BED POSITION FUNCTION



Back up
0-75°



WARD BED



PLAIN BED

Patients who are unable to do their daily routines and care takers who feel uncomfortable to serve their patients, This Cot provides lot of facilities like Built in commode, back rest and lot more facilities for the patients. Used for Orthopedic patients, paralyzed patients, and patients who are completely bed ridden can comfortably use this cot.

Bed can be converted into wheel chair, which makes easy to take patient out.

TECHNICAL FEATURES:	SIZE
Overall Size	78"L x 36"W x 24"H
Material	CRCA sheet of 1.2mm thickness round pipe 32 mm dia & 1.6 mm wall thickness

SUITE ROOM BED

BMT-ELITE, Five functions Fully automatic bed for Pvt. Rooms and Home care bed has the caster wheels with brakes. It has height adjustment with trendelenburg and reverse trendelenburg position. Features legpositions and backrest that can be adjusted, up and down. It also has an in built battery back-up and Under bed light option. The CPR function is available on demand.

Also available in Single & Two function



COLOR OPTION:
WOODEN SUNMICA

COLOR OPTION:
● ● ● ● ● ● ● ●

BED POSITION FUNCTION



SIGNATURE ICU BED MOTORISED

BMT-SIGNATURE, is a range of 5 function, fully motorized patient care beds, which is designed for care of patients in the spectrum of intensive Care to Post Operative Care. It is suitable for ICCUS, ICUs and Private rooms. It comes with options of various performance accessories and can be customized according to the need of customer and interior.

TECHNICAL FEATURES:	SIZE
Outer dimensions (side rails up)	L2000 x W960 (+/-10 mm)
Mattress Platform	L1960 x W890 (+/-10mm)
Bed Height	500-775 (+/-10mm)
Backrest	0-70 degree
Knee Rest	0-25 degree
TR/RTR	0-15 degree

STANDARD CONFIGURATION

- 01 **Mattress Platform:** 4 Section top made up of CRCA sheet with option of X-ray permeable Back rest.
- 02 **H/F Boards:** Detachable Polymer moulded head and foot bows provide a soothing look.
- 03 Protective corner bumpers.
- 04 Four 125 mm Dual castor with option of Central Locking mechanism.
- 05 Saline stand and matterss holders.
- 06 **Mattress:** Optional



HOME CARE ICU BEDS

BHAAVAJ
meditech

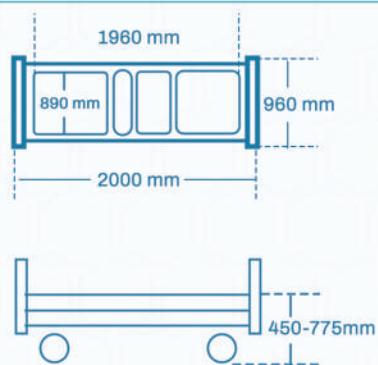


BED POSITION FUNCTION



www.bhaavajmedi.com | [+91 9398 03 6587](tel:+919398036587)

ICU BEDS



BED POSITION FUNCTION



BHAAVAJ
meditech

BMT - 008 MANUAL ICU BED

- 01 Section top made up of CRCA sheet.
- 02 One pair of Head and foot ABS Panel
- 03 Abs tuck away side rails for safety
- 04 Back rest, Knee rest, Trendelenburg and Reverse Trendelenburg, High-low position manoeuvrable from foot end by 4 separate crank mechanism.
- 05 Luxury 125mm dia castors.

■ COLOR OPTION: ● ● ● ● ●



WARD BEDS



BMT - 005/SR
FOWLER MANUAL BED

- 01 4 Section top made up of CRCA sheet.
- 02 One pair of Head and foot ABS Panel
- 03 Abs tuck away side rails for safety.
- 04 Back rest, knee rest, positions manoeuvrable by hand held remote.
- 05 Luxury 125mm dia castors, iv poles and drainage hooks.
- 06 Back rest: 0-75 degree.
- 07 Knee rest: 0-25 degree.
- 08 Optional: Available with ABS side railings, mattress and central locking castors

■ COLOR OPTION: ● ● ● ● ●



BMT - 005
FOWLER BED

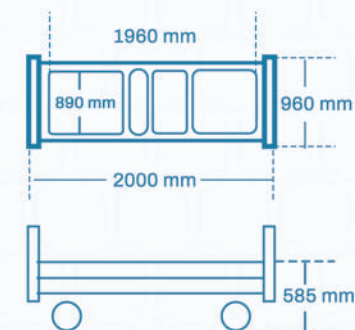
BED POSITION FUNCTION



Back up
0-75°

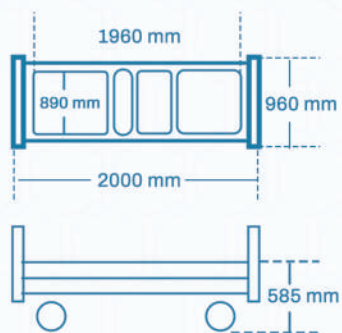


Knee up
0-25°





WARD BEDS



BED POSITION FUNCTION



Back up
0-75°

Knee up
0-25°



BMT -007/E

FIVE FUNCTION MOTORIZED BED

- 01 Mattress area divided into 4 Section made up of CRCA sheet.
- 02 One pair of Head and foot ABS Panel, ABS Side Railings & Wheels.
- 03 2 separate crank mechanism for Back rest, and knee rest.
- 04 Drainage hooks.
- 05 Back rest: 0-75 degree.
- 06 Knee rest: 0-25 degree.
- 07 Optional: Available with ABS/SS collapsible side railings, mattress and I.V Rod.

■ COLOR OPTION: ● ● ● ● ●



WARD BEDS



BMT - 005
FOWLER MANUAL BED

- 01 Mattress area divided into 4 Section made up of CRCA sheet.
- 02 One pair of Head and foot ABS Panel
- 03 2 separate crank mechanism for Back rest, and knee rest.
- 04 Drainage hooks
- 05 Back rest: 0-75 degree.
- 06 Knee rest: 0-25 degree.
- 07 Optional: Available with MS/SS collapsible side railings, wheels, mattress and I.V Rod.

■ COLOR OPTION: ● ● ● ● ●



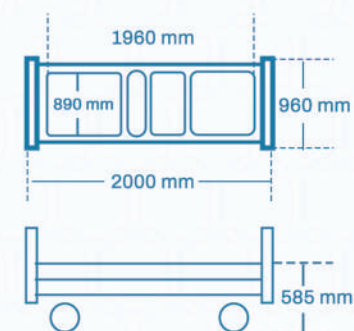
BED POSITION FUNCTION



Back up
0-75°



Knee up
0-25°



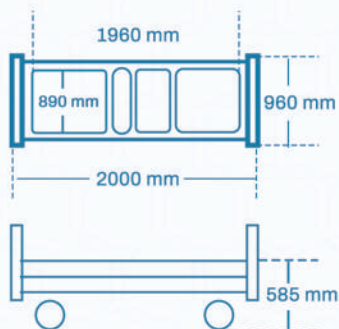


WARD BEDS



BMT - 004

SEMI FOWLER MANUAL BED



BED POSITION FUNCTION



Back up
0-75°



BMT - 003


SEMI FOWLER MANUAL BED

- 01 Mattress area divided into 2 Section made up of CRCA sheet.
- 02 One pair of Head and foot ABS Panel
- 03 1 crank mechanism for Back rest.
- 04 Drainage hooks.
- 05 Back rest: 0-75 degree.
- 06 Optional: Available with MS/SS collapsible side railings, Mattress, Wheels and I.V Rod

■ COLOR OPTION: ● ● ● ● ● ●



ATTENDANT BEDS



BMT- 009/SB ATTENDANT BED WITH STORAGE

An attendant bed with storage is a specialized bed designed to accommodate caregivers or visitors who need to stay close to a patient requiring care. These beds are often found in hospitals, long-term care facilities, and home care settings.




BMT - 009 ATTENDANT BED

An attendant bed, also known as a patient attendant bed or companion bed, is a type of bed designed to provide a comfortable resting place for caregivers,



BMT - 009/BCS ATTENDANT BED CUM SOFA

The Attendant Sofa Cum Bed is a sturdy and stylish seating solution designed for hospital rooms, patient attendants, and visitor lounges.



BMT - 009/ABC ATTENDANT BED CUM CHAIR

Attendant bed cum chair is completely designed according to Medical Furniture and Hospital Furniture.

BMT-019

EMERGENCY RECOVERY
TROLLEY

- 01 Frame made of CRCA rectangular pipe with Collapsible railing.
- 02 Removable radiolucent top. 2 section top with ratchet mechanism for back rest.
- 03 Trendelenburg and reverse trendelenburg position by using pneumatic pump.
- 04 125mm dia castors with diagonal locking.
- 05 Equipped with Oxygen cylinder holder, I.V. Rod, side buffers and mattress.
- 06 Frame size: 1930L x 610W x 650-950H.
- 07 Optional: High-Low via crank mechanism.



PATIENT TRANSFER SOLUTION

POSITION FUNCTION





PATIENT TRANSFER SOLUTION



BMT-018/SS STRETCHER TROLLEY

- 01 Removable top with fixed height.
- 02 Frame is made of SS tube.
- 03 Trolley mounted over 150mm castor
- 04 Swing down railing made of SS tube.
- 05 Equipped with I.V. Rod and cylinder cage.
- 06 Dimensions: 1830L x 560W x 810H mm.
- 07 Also available in complete M.S powder coated.

A stretcher trolley, also known as a patient stretcher trolley, medical stretcher, or gurney, is a mobile bed used for safely transporting patients within healthcare facilities, especially those unable to walk or requiring medical attention during movement.



DELIVERY BEDS



MPI-1031

OBSTETRICS LABOUR TABLE

- 01 Three section top made up of SS.
- 02 Leg section sliding completely under the main section.
- 03 Base frame made of CRCA tubes.
- 04 Back rest adjustable with ratchet mechanism.
- 05 Trendlenburg position achieved by crank mechanism.
- 06 Provided with suitable mattress and lithotomy crutches.
- 07 Dimesnsions: 1830L x 680W x 760H mm.
- 08 Also available in complete SS.



Obstetric labour tables, also known as delivery beds or birthing beds, are specialized medical equipment designed to provide support, comfort, and safety for women during childbirth. They are crucial in maternity wards, birthing centers, and clinics, and come in various types and with numerous features catering to both patient and medical professional needs.



DELIVERY BEDS



MPI-1036

LDR BED MOTORISED

- 01 Three section top made up of SS.
- 02 Detachable ABS head bow and ABS safety side rails.
- 03 Leg section sliding completely under the main section.
- 04 Castors of 125mm dia with diagonal locking.
- 05 Back rest, Trendlenburg/Reverse trendelnburg, High-low position by hand held remote.
- 06 Provided with suitable mattress and lithotomy crutches.
- 07 Dimesnsions: 2030L x 900W x 500-750H mm.
- 08 Back Rest: 0-75 degree
- 09 TR/RTR: 0-15 degree

A motorised LDR (Labor, Delivery, and Recovery) bed is a specialized hospital bed designed to provide comprehensive support for women throughout the childbirth process, from labor to delivery and recovery. It differs from manual LDR beds by incorporating electric motors for adjusting various bed positions and functionalities.

BED POSITON FINCTION





EXAMINATION TABLES

BMT - 012

EXAMINATION COUCH

- 01 Made of CRCA sheets.
- 02 Back rest adjustable with pneumatic pump.
- 03 Padded with foam top in high quality washable rexene
- 04 Provided with three drawers and three utility cabinet.
- 05 Provided with inbuilt foot step.
- 06 Optional: Paper roll provision, Lithotomy crutches and I.V. Rod.
- 07 Dimensions: 1870L x 560W x 810H mm.



BMT - 013/G

GYNAE EXAMINATION COUCH

- 01 Made of CRCA sheets.
- 02 Back rest adjustable with pneumatic pump.
- 03 Padded with foam top in high quality washable rexene
- 04 Provided with three drawers and three utility cabinet.
- 05 Provided with inbuilt foot step and Lithotomy crutches.
- 06 Optional: Paper roll provision and I.V. Rod.
- 07 Dimensions: 1870L x 560W x 810H mm.





EXAMINATION TABLES

BMT- 013

EXAMINATION TABLE

- 01 Made of CRCA material.
- 02 Back rest adjustable with pneumatic pump.
- 03 Dimensions: 1870L x 560W x 810H mm.
- 04 Optional: Mattress
- 05 Also available in complete SS.

BMT - 013/G

GYNAE EXAMINATION TABLE

- 01 Made of CRCA material.
- 02 Back rest adjustable with pneumatic pump.
- 03 Provided with Perineal cut and lithotomy crutches.
- 04 Dimensions: 1870L x 560W x 810H mm.
- 05 Optional: Mattress
- 06 Also available in complete SS.





O.P.D./WARD/O.T. EQUIPMENT

BMT - 020

CRASH CART

- 01 Framework made up of SS tubes.
- 02 Provided with two polystyrene boxes each with three lockable drawers.
- 03 Six color removable bins
- 04 Provided with three SS shelves and oxygen cylinder holder.
- 05 Provided with IV rod, corner buffers and Cardiac massage board
- 06 Luxury 125 mm dia castors with diagonal locking.

BMT - 020/MPC

MULTI-PURPOSE CRASH CART

- 01 Made of ABS sheets.
- 02 Provided with five drawers of different sizes.
- 03 Six color removable bins (optional)
- 04 Provided with cardiac massage board, IV rod, dustbin holder and oxygen cylinder holder.
- 05 Luxury 125mm dia castors with diagonal locking.





O.P.D./WARD/O.T. EQUIPMENT

BMT - 021/MT MONITOR TROLLEY

- 01 Made up of CRCA sheet with four shelves and one drawer.
- 02 Luxury 125mm dia castors with two brakes.
- 03 Trolley has socket to receive 5/15 Amp-230V A/C 3 pin plugs.
- 04 Trolley fitted with two handles for ease of relocation.
- 05 Dimensions: 680L x 610W x 1500H mm.
- 06 Also available in complete SS.

BMT - 021/MT/M MEDICINE TROLLEY

- 01 Made of SS pipes/sheets.
- 02 Two shelves with 3 side railings on top shelf and 4 side railings on bottom shelves.
- 03 Two drawer under each shelves.
- 04 Mounted on 75-100mm castors.
- 05 Dimensions: 760L x 460W x 810H mm.
- 06 Also available in MS powder coated.





O.P.D./WARD/O.T. EQUIPMENT

BMT - 022/DT DRESSING TROLLEY

- 01 Made of SS tubes mounted on 100mm castors.
- 02 Two SS shelves with 3 side railings on top shelf and 4 side railings on bottom shelves.
- 03 Bowl and bucket holding cage on one side.
- 04 Dimensions: 760L x 460W x 760H mm.

BMT - 022 INSTRUMENT TROLLEY

- 01 Made of SS tubes mounted on 100mm castors.
- 02 Two SS shelves with 3 side railings on top shelf and 4 side railings on bottom shelves.
- 03 Dimensions: (A) 600L x 460W x 810H mm.
(B) 760L x 460W x 810H mm.
(C) 910L x 460W x 810H mm.





O.P.D./WARD/O.T. EQUIPMENT

BMT - 021/CT CARDIAC TABLE

- 01 Top made of ABS material.
- 02 Base made of CRCA pipes mounted on 5cms castors.
- 03 Height adjusted by gear provided on side.

BMT - 021/ MT MAYO TROLLEY WITH DOUBLE GEAR STAND

- 01 Made of SS tubes mounted on 100mm castors.
- 02 Height adjustable by gear provided on either side.
- 03 Dimensions of SS tray: 760L x 460W X760H mm.





O.P.D./WARD/O.T. EQUIPMENT

BMT - 030/D

BED SIDE LOCKER DELUXE

- 01 Made of CRCA pipes/sheets with ABS top.
- 02 Provided with one storage box and one drawer.
- 03 Storage box drawer, door and top is available ABS material – optional
- 04 Mounted on 5cms castors.
- 05 Dimension: 460L x 460W x 760H mm.

BMT - 030/R

BED SIDE LOCKER STANDARD

- 01 Made of CRCA pipes/sheets with SS top.
- 02 Provided with one storage.
- 03 CRCA tubular leg mounted on PVC stump.
- 04 Dimension: 460L x 460W x 760H mm.





O.P.D./WARD/O.T. EQUIPMENT

BMT - 031

I.V. STAND

- 01 Strong stainless steel tubular construction mounted on five pronged rectangular tubular base.
- 02 Fitted with five swivel, rust proof, synthetic body castors wheel diameter without brake,
- 03 Stainless steel rod with two hooks
- 04 MS/SS available

BMT - 032/B

CYLINDER TROLLEY

- 01 Made of CRCA pipes.
- 02 A. For D type cylinder trolley mounted on 100mm castors
B. For B type cylinder trolley mounted on 100mm castors.





O.P.D./WARD/O.T. EQUIPMENT

BMT - 033 BASIN STAND

- 01 Made of CRCA pipes.
- 02 Three leg CRCA base mounted on 5cms dia.
- 03 Provided with one SS basin.
- 04 Also available in double basin

BMT - 034 KICK BUCKET

- 01 SS bucket with stainless frame.
- 02 Also available in MS powder coated.





O.P.D./WARD/O.T. EQUIPMENT

BMT - 035/D

DOUBLE FOOT STEP S.S

- 01 Frame made of SS fitted on PVC stumps.
- 02 Step made of SS Sheet.
- 03 Dimension: 18"L x 18"W x 18"H.
- 04 Also available in MS powder coated.

BMT - 035/S

SINGLE FOOT STEP S.S

- 01 Frame made of SS fitted on PVC stumps.
- 02 Step made of SS Sheet.
- 03 Dimension: 18"L x 9"W x 9"H.
- 04 Also available in MS powder coated.





O.P.D./WARD/O.T. EQUIPMENT

BMT - 036/SS

PATIENT STOOL REVOLVING

- 01 Four leg base mounted on PVC stumps
- 02 Made of SS frame and SS top.
- 03 Height adjustable by screw
- 04 Also available in MS powder coated and cushioned top.

BMT - 037

ATTENDENT/VISITOR STOOL

- 01 Made up of CRCA pipes and sheet mounted on PVC stumps.
- 02 Dimension: 12"L x 12"W x 20"H.
- 02 Also available in SS.





O.P.D./WARD/O.T. EQUIPMENT

BMT - 038

THREE FOLD SCREEN

- 01 Made of CRCA pipes on 5cm castors provided with curtains.
- 02 Dimensions: 66"H x 96"L

BMT - 039

LINEN TROLLEY FOR WASTE

- 01 Made up of SS tubes.
- 02 Provided with heavy canvas bag.
- 03 Mounted on 100mm dia castors
- 04 Fitted with handle on one side for easy relocation
- 05 Dimensions: 800L x 530W x 900H mm.





O.P.D./WARD/O.T. EQUIPMENT

BMT - 040

LINEN TROLLEY WITH 3 SHELF AND WASTE BAG

- 01 Made of SS pipes/sheet.
- 02 Provided with three shelves and one canvas bag.
- 03 Mounted on 100mm dia castors.
- 04 Dimensions: 960L x 500W x 1060H mm.

BMT - 041

SOILED LINEN TROLLEY

- 01 SS framework mounted on 10cms castors.
- 02 Provided with superior quality canvas bag.
- 02 Also available in CRCA frame work.





Head Office/Works

BHAATAVAJ MEDITECH PVT. LTD.

B-141, AMTZ Campus, Pragathi Maidan, R.O. Visakapatnam Steel Plant,
Visakapatnam. A.P-530031

Follow Us

Instagram: [bhaavajmeditech](#)
Facebook: [Bhaavaj Meditech](#)
WhatsApp: [9398036587](tel:9398036587)

www.bhaavajmedi.com



QR CODE